

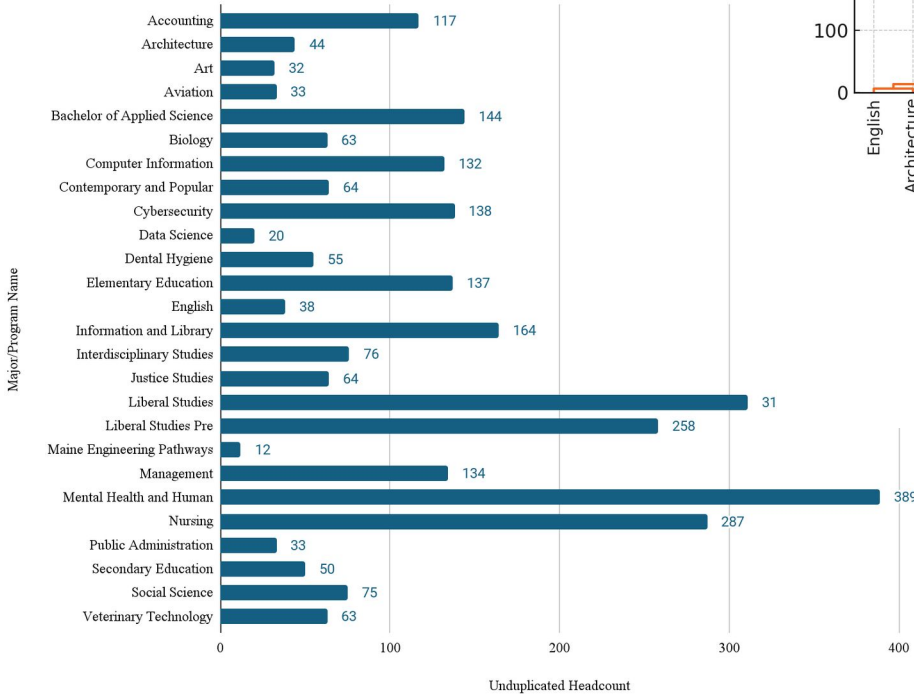


UMA Academics Strategic Planning

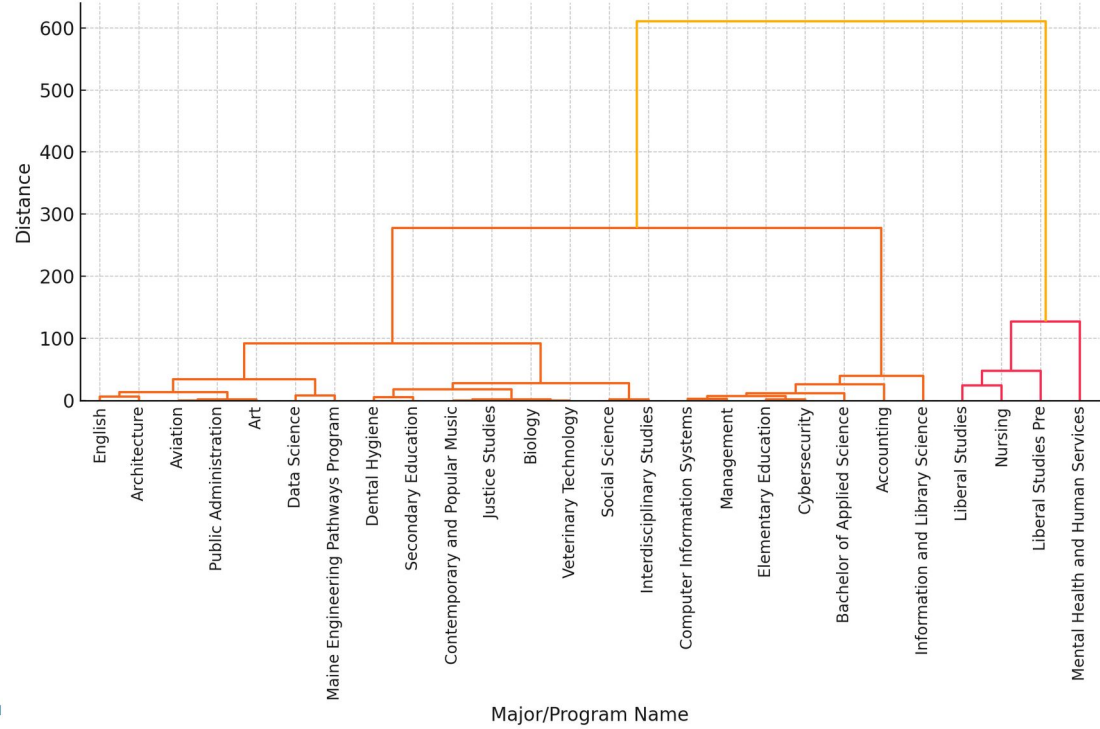
Joseph Szakas, Vice President of Academic Affairs and Provost

UMA Academics/ Strategic Planning - in 6 Slides

Headcount by Program



Dendrogram of Majors/Programs Based on Unduplicated Headcount

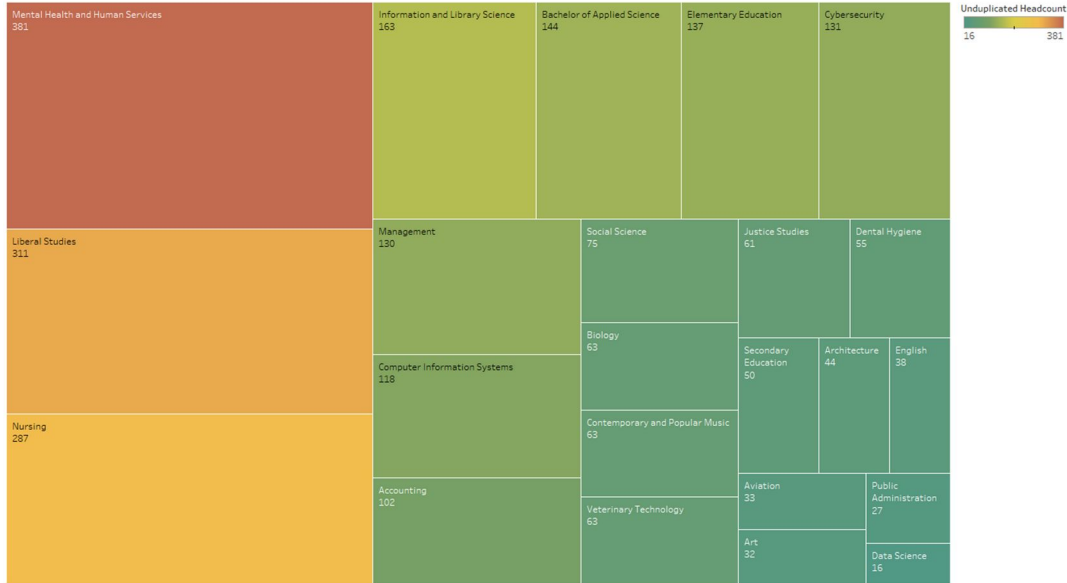


Major/Program Name



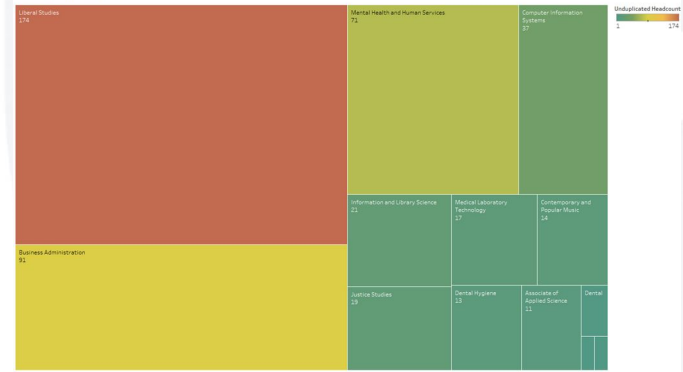
Academics Snapshot – 2023-2024

Baccalaureate Students 2023-2024




Major/Program Name and sum of Unduplicated Headcount. Color shows sum of Unduplicated Headcount. Size shows sum of Unduplicated Headcount. The marks are labeled by Major/Program Name and sum of Unduplicated Headcount. The data is filtered on Credential Name and Academic Year. The Credential Name filter keeps 6 of 13 members. The Academic Year filter keeps 2023-24. The view is filtered on Major/Program Name, which keeps 27 of 122 members.

Associate Students 2023-2024



Major/Program Name and sum of Unduplicated Headcount. Color shows sum of Unduplicated Headcount. Size shows sum of Unduplicated Headcount. The marks are labeled by Major/Program Name and sum of Unduplicated Headcount. The data is filtered on Credential Name and Academic Year. The Credential Name filter keeps Associate of Applied Science, Associate of Arts and Associate of Science. The Academic Year filter keeps 2023-24. The view is filtered on Major/Program Name, which keeps 17 of 122 members.

Graduate Students 2023-2024



Major/Program Name and sum of Unduplicated Headcount. Color shows sum of Unduplicated Headcount. Size shows sum of Unduplicated Headcount. The marks are labeled by Major/Program Name and sum of Unduplicated Headcount. The data is filtered on Credential Name and Academic Year. The Credential Name filter keeps Certificate of Graduate Study and Master of Science. The Academic Year filter keeps 2023-24.

- 13 Associate Degrees
- 25 Baccalaureate Degrees
- 2 Masters & 3 Graduate Certificates

Academic Year 2023-2024		
Degree Level	Total Headcount	Percentage
Assoc	491	14.00%
Bacc	2933	83.66%
Grad	82	2.34%
Total	3506	100.00%

Academic Highlights

- Allied Health (14%)
 - Dental (LAC,UMPI), Nursing (UMF, UMM), Med Lab Tech, Vet Tech
- Mental and Social Health (16%)
 - TIEM, MHHS, Substance Use Disorder, Social Science (BA, AA)
- Complement of degree completion options (27%)
 - Liberal Studies, Applied Science, Interdisciplinary Studies
- Arts and Sciences (STEM and STEAM) (9%)
 - English, Art, Architecture, Music, Biology, Math, Engineering Pathways
- Public Service and Workforce (19%)
 - Justice Studies, Public Administration and Community Policing, Education, Business
 - Pilot training, Aircraft Maintenance (AMTS), Uncrewed Aircraft Systems (UAS)
- Analytics (15%)
 - Cybersecurity (AS, BS, grad cert, MS), CIS, Data Science, Data Visualization and Representation, Information and Library Science

Academics – Next Steps

- Housing requires balance: in-person courses while remaining an online leader
- Promote new programs
 - MAT Whole Child Education
 - Grad Certificate Cyber Operations
 - BA Music Technology
 - Certificate Aircraft Maintenance
- Build transfer pathways
 - AA Social Science, AS Cyber Security (November – BOT), AA Psychology (ITP)
 - Early College
 - Transfer Excellence Committee (**UMA Initiative**)
- Consider new program opportunities
 - Respiratory Therapy
 - Air Traffic Control
 - Manufacturing of the Future (Mini-GEM)
 - Computer Gaming (Certificate)
 - 90 credit degree programs
- Landmark College (**UMA Initiative**)
- AI-Integration (**UMA Initiative**)

HIGHER EDUCATION IN 2035

How to understand
and prepare for the
challenges ahead

Strategic Planning –Spring 2025

- Revision & updating an already solid plan
- Alignment work with UMS plan is done
 - Alignment committees > Revisioning committees (congrats!)
- Need to incorporate new trends, efforts, and technology
 - EAB – Navigate 360
 - National Institute for Student Success (NISS)
 - Chronicle of Higher Education – takeaways
 - Housing Expansion
 - International Students/Global Learners/Multi-language
 - Athletics
 - Prison Education Program (PEP)
 - WUMA internet radio station
 - Advancement and Alumni Relations
 - UMA's Initiatives
 - Transfer, Landmark, AI

TAKEAWAY

Some students do need a cheaper, faster, and more flexible degree program, but everyone deserves a liberal education that transforms lives and expands minds.

TAKEAWAY

Colleges that want to remain relevant will need to integrate more tightly with work-force training by changing both in-person and online learning.

TAKEAWAY

AI will make possible vast improvements in online education.

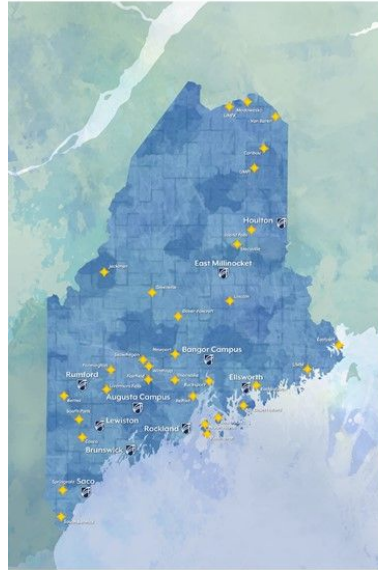
2025 Strategic Planning Timeline

"The only constant in life is change".
(Heraclitus "Herk" of Ephesus)

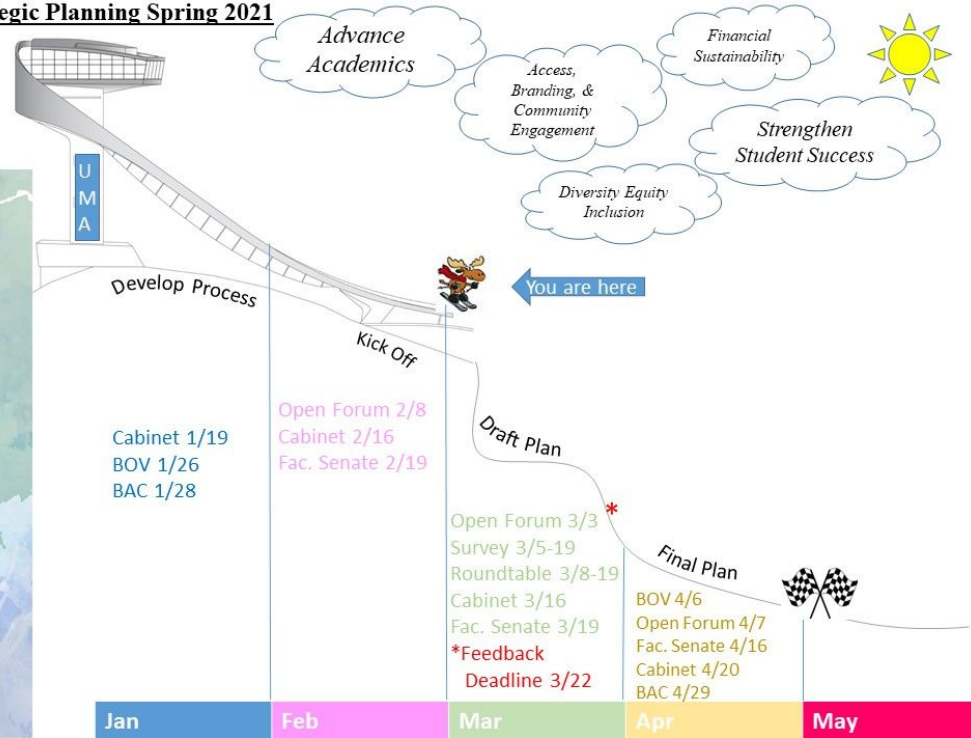
- Communicate Process (Jan)
- Kickoff (Feb)
 - Forums, Faculty Senate, Cabinet, PEA, CEA, SGA
- Draft Plan (Mar)
 - Survey
 - Open Forums
 - Roundtable
- Final Plan – Reviews (Apr)
 - BOV
 - Open Forum
 - Faculty Senate

UMA is:

- Responsive
- Student-Centered
- Nimble
- Adaptable
- Collaborative
- Accessible



UMA Strategic Planning Spring 2021



"It is not the strongest of the species that survives, nor the most intelligent that survives. It is the one that is most adaptable to change." (Charles "Chuck" Darwin)

The background features a large, light blue watermark of the University of Maine at Augusta logo, which consists of several curved, overlapping bands forming a shield-like shape.

Enrollment & Budget: The Big Picture

Jonathan Henry, VP of Enrollment Management and Marketing

Aili Robinson, Chief Business Officer

Fall 2024 Enrollment

- Budgeted 36,209 CH
- Achieved 33,274 CH (-8.1%)
- Entering class – 733 students (+2.8%)
 - Graduate students (+22.7%) – 99 students
- Early College – 1,378 students (+14.6%)
- International total - 37 students (+27.6%)
- Prison Education Program – 167 students (+8.7%)
- Multicultural – 938 students (+18.1%)

Fall 2024 Budget

- Enrollment Shortfall = Revenue Shortfall
 - Actual credit hours were 2,935 or 8.1% less than budgeted
 - Credit hour mix impacts the deficit
- Spring 2025 = Cautiously Optimistic
 - Conservative projections
 - Increased recruitment/retention
- FY25 Capital Projects Budget
 - E&G & Bond funds
 - General maintenance & upgrades

FY26 – Looking Forward

- Enrollment forecast/model under review
 - Still recovering from smaller entering classes during pandemic
 - Increase in number of graduating students
- Budget creation based on system assumptions
 - Appropriation
 - Benefits/compensation
 - Tuition/fee increases