
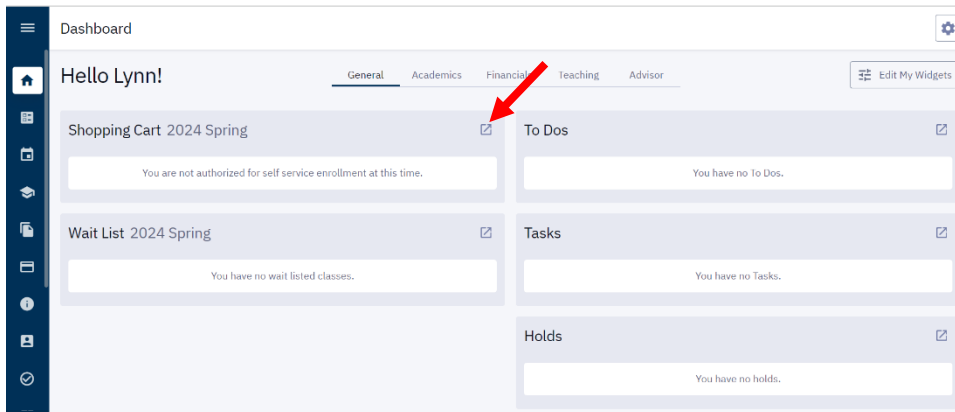


How to Add Classes to Your Shopping Cart: New Student Center

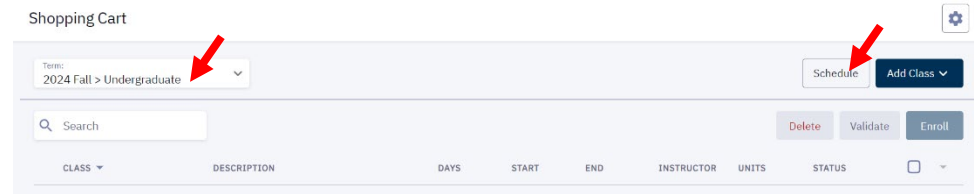
1. Log into your student portal at my.uma.edu.
2. Once on your portal, click on the Student Center icon in your Launchpad.



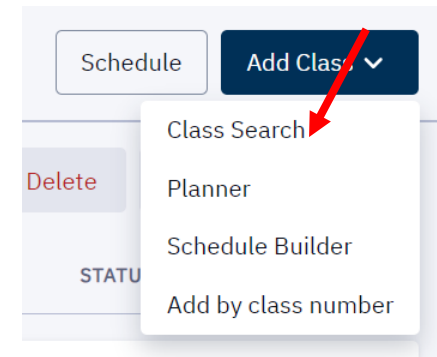
3. To preselect your next semester courses, click on the box in the upper right-hand corner of the Shopping Cart box.



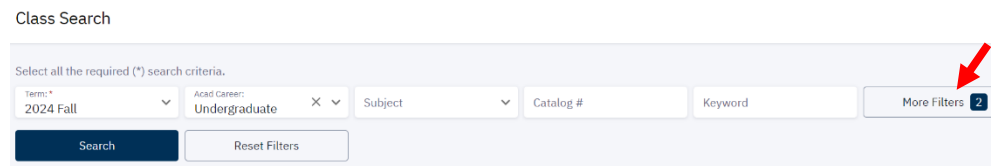
4. Click on “Add Class” on the right-hand side of the Shopping Cart. Double-check that it’s on the correct semester.



5. Click on Class Search:



6. Click on “More Filters” to open more filter options:



7. Make sure you're on the correct semester. To search by subject, use the dropdown subject menu:

Class Search

Select all the required (*) search criteria.

Term: 2024 Fall Acad Career: Undergraduate Subject Catalog # Keyword Fewer Filters 2

Start Date From Start Date To Days Start Time >= Location End Time <=

Instruction Mode Class Number Gen Ed Campus: Gen Ed Category + Instructor Last Name Session

Instructor First Name Units

Show Open Classes Only

8. To find courses that fulfill the general education requirements of your degree program use the dropdown "Gen Ed Campus" menu and select "UMA General Education." Then, use the Gen Ed Category menu and select the appropriate category. For example, select "Natural Scientific Inquiry" to find a Lab Science course.

Class Search

Select all the required (*) search criteria.

Term: 2024 Fall Acad Career: Undergraduate Subject Catalog # Keyword Fewer Filters 2

Start Date From Start Date To Days Start Time >= Location End Time <=

Instruction Mode Class Number Gen Ed Campus: Gen Ed Category + Instructor Last Name Session

Instructor First Name Units

Show Open Classes Only

9. Beneath the search area, a list of classes will come up to choose from. A green box with an O means the class is open. A red box with a C means the class is currently closed/full.

SEARCH BY THE REQUIRED (*) SEARCH CRITERIA.

Term: 2024 Fall Acad Career: Undergraduate Subject Catalog # Keyword Fewer Filters 2

Start Date From Start Date To Days Start Time >= Location End Time <=

Instruction Mode Class Number Gen Ed Campus: UMA General Education Gen Ed Category: Natural Scientific Inquiry + Instructor Last Name Session

Instructor First Name Units

Show Open Classes Only

Human Biology | BIO 100

SECTION	TOPIC	SESSION	DAYS	START	END	ROOM	INSTRUCTOR	DATES	STATUS	INSTRUCTION MODE
> 0500-LEC (87520)	-	1	TBA	-	-	Online	Elaine R Katz	09/03 - 12/20	O 14/20	Hybrid/Blended
> 0501-LAB (87521)	-	1	Fr	10:00 am	12:00 pm	TBA	Elaine R Katz	09/03 - 12/20	C 14/20	Hybrid/Blended

Human Biology | BIO 100

SECTION	TOPIC	SESSION	DAYS	START	END	ROOM	INSTRUCTOR	DATES	STATUS	INSTRUCTION MODE
> 9000-LEC (87426)	-	1	TEA	-	-	Online	Herta Piskard	09/03 - 12/20	O 9/40	Online
> 9001-LAB (87440)	-	1	TEA	-	-	Online	Herta Piskard	09/03 - 12/20	C 0/20	Online
> 9002-LAB (87442)	-	1	TEA	-	-	Online	Herta Piskard	09/03 - 12/20	O 9/22	Online

General Biology I | BIO 110

SECTION	TOPIC	SESSION	DAYS	START	END	ROOM	INSTRUCTOR	DATES	STATUS	INSTRUCTION MODE
---------	-------	---------	------	-------	-----	------	------------	-------	--------	------------------

10. Click on the class you're interested in to open more information about the class.

Human Biology | BIO 100

SECTION	TOPIC	SESSION	DAYS	START	END	ROOM	INSTRUCTOR	DATES	STATUS	INSTRUCTION MODE
> 0500-LEC (87520)	-	1	TBA	-	-	Online	Elaine R Katz	09/03 - 12/20	O 14/20	Hybrid/Blended
> 0501-LAB (87521)	-	1	Fr	10:00 am	12:00 pm	TBA	Elaine R Katz	09/03 - 12/20	O 14/20	Hybrid/Blended

Human Biology | BIO 100

SECTION	TOPIC	SESSION	DAYS	START	END	ROOM	INSTRUCTOR	DATES	STATUS	INSTRUCTION MODE
> 0500-LEC (87520)	-	1	TBA	-	-	Online	Elaine R Katz	09/03 - 12/20	O 14/20	Hybrid/Blended

INFORMATION

Class Number: 87520
 Course ID: 023442
 Offer Num: 1
 Career: Undergraduate
 Session: Regular Academic Session
 Units: 4 units
 Grading: Graded
 Description: Introduces non-biology majors to the basic concepts and principles of biology through studies of the human organism. Laboratory observations, correlated with lecture and the textbook, provide firsthand observations of organisms and their processes. Conducting experiments and analyzing the data collected ensures experience in the scientific process. Prerequisite: BIO100 and NATS or appropriate scores on the UMA Placement Tests. BIO100 and NATS/090 or appropriate scores on the UMA Placement Tests

Enrollment Requirements

Requirement Designation: GE-Scientific Inquiry - Lab
 Natural Scientific Inquiry
 Online & Class Meetings
 Lecture is fully online. Lab meets in August on 9/13, 10/4, 10/26, 11/15, 12/13 The remaining labs are online.

Class Notes:

Lecture is fully online. Lab meets in August on 9/13, 10/4, 10/26, 11/15, 12/13 The remaining labs are online.

DETAILS

Instructor: Elaine R Katz
 Dates: 09/03/2024 - 12/20/2024
 Meets: TBA
 Instruction Mode: Hybrid/Blended
 Room: Online
 Campus: Augusta Campus
 Location: Augusta UMA Campus
 Components: Laboratory Required, Lecture Required

AVAILABILITY

Status: Open
 Seats Open: 14/20
 MAX LSN Open: 0/0

11. Once you click, this is an example of the information that will open. Click on "Add to Cart."

12. You may see a dialog box pop up, if you do, click on circle on the right-hand side of the course then click "Continue" to select the course.

Related Classes

BIO 100 - Human Biology

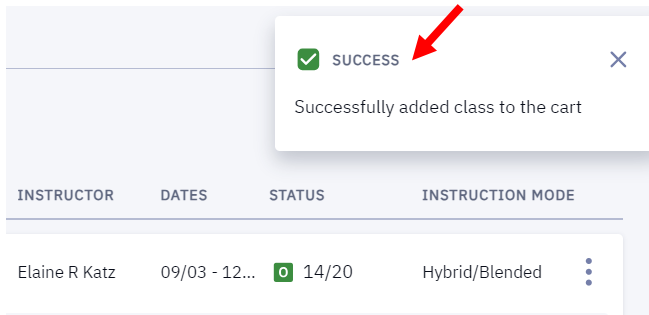
SELECTED CLASS

Class #:	87520 (0100)	Room:	Online
Section:	0100	Start:	-
Days:	-	End:	-
Instructor:	Elaine R Katz	Status:	Open

Select Laboratory section (Required)

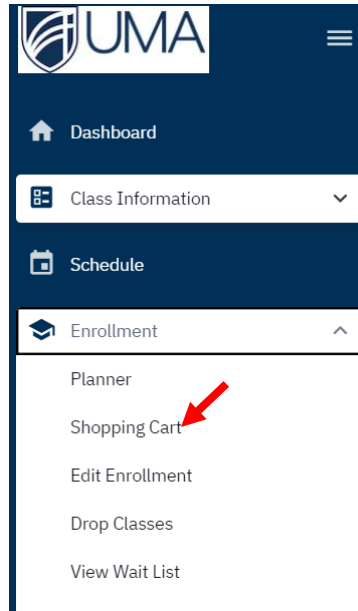
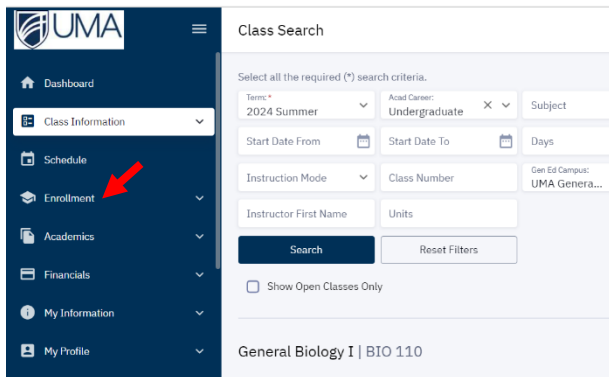
CLASS #	SECTION	DAYS	START	END	ROOM	INSTRUCTOR	STATUS
LAB (87521)	0101	Fr	10:00 am	12:00 pm	TBA	Elaine R Katz	O 14/20

13. A confirmation box will pop up in the right-hand corner above the search filters:

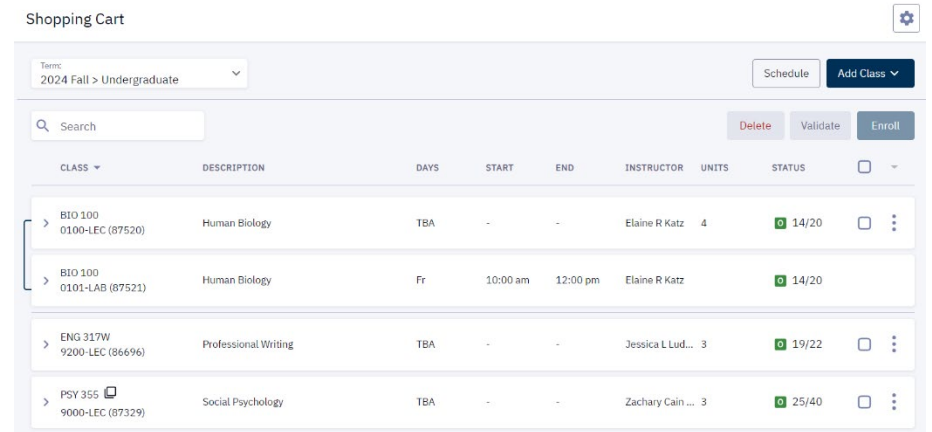


14. Continue adding classes to your “Shopping Cart” until you have added all the classes you want to take for the semester.

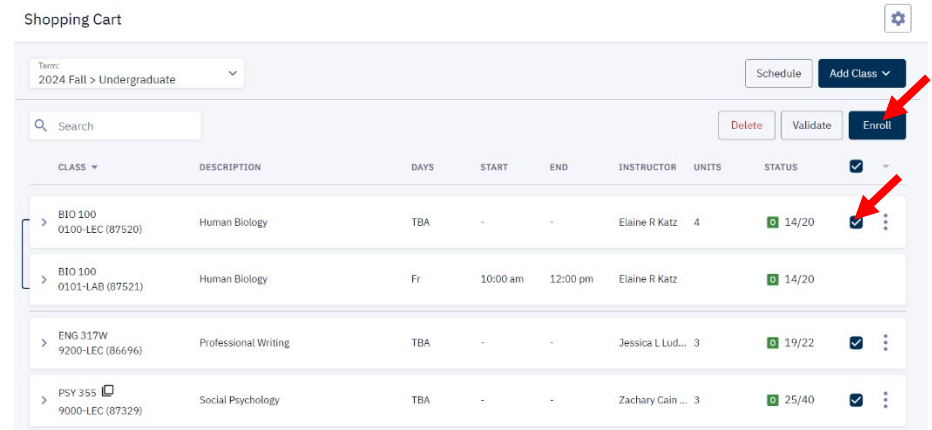
15. Once you have added all the classes you want to add, click on “Enrollment” on the left-hand side, then choose “Shopping Cart” to see all the classes you have chosen.



16. Your semester Shopping Cart will open.



17. Once your enrollment date opens, you can return to your Shopping Cart, click on the classes you wish to enroll in, and then click on Enroll:



→ A confirmation dialog box will pop up. Click OK.

Enrollment Results

Enrollment results of 3 class(es) for the term 2024 Fall

CLASS	RESULTS
BIO 100 (87520)	<input checked="" type="checkbox"/> Added to your schedule. <p>This class has been added to your schedule.</p>
ENG 317W (86696)	<input checked="" type="checkbox"/> Added to your schedule. <p>This class has been added to your schedule.</p>
PSY 355 (87329)	<input checked="" type="checkbox"/> Added to your schedule. <p>This class has been added to your schedule.</p>

OK